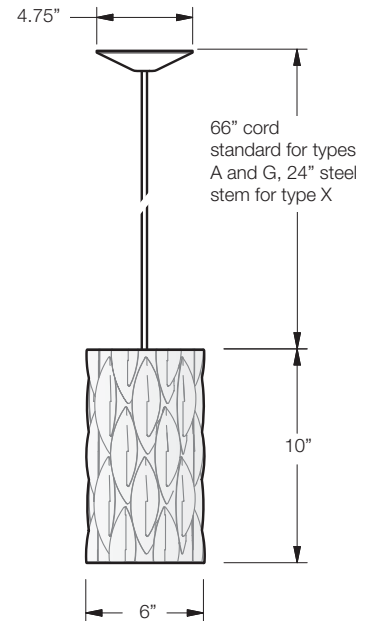











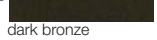


dform | scales pendant



model	shade material	lampholder type	voltage	suspension	metal finish	cord length
PL40						

size 6" W x 10" H	standard					
	A =  aspen	A = (1) 60w incandescent A19 	120	C = white cord w/ canopy (type A or G lamp-holder only)	M4=  white (type A or G lamp-holder only)	the standard suspension cord length is 66" and is field adjustable for shorter lengths. Please specify for longer cord lengths.
weight 1 lb	B =  birch	also compatible with fluorescent screw base  lamps are not included				
certification 	custom					
	P =  white poly additional charges apply to custom options	G = (1) 26w fluorescent GU24 twist lock  X = (1) 26w fluorescent 4-pin GX24Q-3 	277- lamp type X only	K = black cord w/ silver canopy (type A or G lamp-holder only) T = steel tube stem w/ canopy	M1=  silver M2=  light bronze M3=  dark bronze	optional steel suspension rods are 24" long and \$17 ea. Any cut length is available and rods link end to end for longer drops.

	material details	suspension options	mounting details
--	------------------	--------------------	------------------

project:

shade
the standard shade material is 2-ply wood veneer with a poly core lamination and surface coating. The material is cleanable with soap water and cloth or household spray cleaners.

type:

the custom white poly material can also be made in other colors.

quantity:

hardware
all hardware is steel or aluminum with a powder coat finish.

notes:

